

# Sapa Mentari

Sajian Pagi Menu Trading dari BRI Danareksa Sekuritas

Selasa, 23 November 2021



## Disclaimer

The information contained in this report has been taken from sources which we deem reliable. However, none of BRI Danareksa Sekuritas and/or its affiliated companies and/or their respective employees and/or agents makes any representation or warranty (express or implied) or accepts any responsibility or liability as to, or in relation to, the accuracy or completeness of the information and opinions contained in this report or as to any information contained in this report or any other such information or opinions remaining unchanged after the issue thereof.

We expressly disclaim any responsibility or liability (express or implied) of BRI Danareksa Sekuritas, its affiliated companies and their respective employees and agents whatsoever and howsoever arising (including, without limitation for any claims, proceedings, action, suits, losses, expenses, damages or costs) which may be brought against or suffered by any person as a result of acting in reliance upon the whole or any part of the contents of this report and neither BRI Danareksa Sekuritas, its affiliated companies or their respective employees or agents accepts liability for any errors, omissions or misstatements, negligent or otherwise, in the report and any liability in respect of the report or any inaccuracy therein or omission there from which might otherwise arise is hereby expressly disclaimed.

The information contained in this report is not to be taken as any recommendation made by BRI Danareksa Sekuritas or any other person to enter into any agreement with regard to any investment mentioned in this document. This report is prepared for general circulation. It does not have regard to the specific person who may receive this report. In considering any investments you should make your own independent assessment and seek your own professional financial and legal advice.



BRIprioritas 

*Gerbang Nasabah Prioritas*

**Dapatkan Akses BRI Prioritas Tanpa Batas,  
Khusus untuk Nasabah BRI Danareksa Sekuritas!**

**RAIH BRIZZI  
Rp. 200K GRATIS!!**  
*Kuota Terbatas*



## Kriteria Nasabah yang Dapat Mengikuti Program GNP



Memiliki RDN BRI



Memiliki rekening  
withdrawal Britama Bisnis



Belum menjadi nasabah  
BRI Prioritas



Berlaku sampai dengan  
November 2021

## KEY INDEX PERFORMANCE

	Price	1D	1W	1M	YTD
IDX	6,723.39	0.05%	1.62%	1.20%	12.45%
LQ45	963.64	0.14%	2.28%	-0.74%	3.08%
<b>Global</b>					
Dow Jones	35,619.25	0.05%	-1.30%	-0.16%	16.38%
S&P 500	4,682.95	-0.32%	0.00%	3.04%	24.68%
NASDAQ	15,854.8	-1.26%	0.01%	5.07%	23.02%
<b>EIDO, VIX &amp; DXY</b>					
EIDO	23.76	0.30%	0.55%	-2.54%	1.45%
VIX	19.17	7.04%	16.25%	24.24%	-15.74%
DXY	96.528	0.52%	1.18%	3.10%	7.38%
<b>Asean &amp; Regional</b>					
Thailand (SET)	1,649.54	0.27%	0.66%	0.37%	13.81%
Philippines (PSI)	7,282.67	0.03%	-0.81%	-0.10%	2.00%
Malaysia (KLCI)	1,526.87	0.09%	0.30%	-3.85%	-6.17%
Vietnam (VN)	1,447.25	-0.35%	-1.99%	4.18%	31.11%
China (SSEC)	3,582.08	0.61%	1.38%	-0.01%	3.14%
Hong Kong (HSI)	24,951.34	-0.39%	-1.73%	-4.50%	-8.37%
Singapore (STI)	3,237	0.15%	0.09%	-0.30%	-19.63%
Japan (N225)	29,774.11	0.09%	-0.01%	3.36%	8.49%
Korea (KS11)	3,013.25	1.42%	0.46%	0.24%	4.86%
Taiwan (TWII)	17,803.54	-0.08%	0.96%	5.42%	20.85%
India (NSE)	17,416.55	-1.96%	-3.83%	-3.86%	24.57%

## CURRENCY AND BOND YIELD

	Rate	1D	1W	1M	YTD
USD/IDR	14,247.5	0.09%	0.26%	0.90%	1.41%
USD/JPY	114.83	0.64%	0.62%	1.21%	11.23%
EUR/USD	1.1238	-0.33%	-1.13%	-3.51%	-7.98%
GBP/USD	1.338	-0.29%	-0.16%	-2.58%	-2.03%
<b>Indonesia 10-Year (%)</b>					
Indonesia 10-Year (%)	6.264	1.20%	1.23%	1.31%	5.42%
<b>United States 10-Year (%)</b>					
United States 10-Year (%)	1.632	6.26%	0.87%	-0.35%	78.07%

## HARD & SOFT COMMODITY

	Price	1D	1W	1M	YTD
Nickel	20,285.00	1.44%	3.53%	2.77%	22.10%
Coal	168.20	6.46%	15.40%	-7.07	111.44%
Gold	1,804.75	-2.53%	-3.31%	0.47%	-5.30%
Silver	24.207	-2.32%	-3.58%	-0.99%	-8.96%
Copper	4.3928	-0.33%	-0.16%	-2.34%	24.55%
Tin	38,790.00	1.05%	3.44%	3.86%	90.85%
Soy Bean	1,274.88	0.94%	1.40%	4.46%	-3.07%
Soy Oil	59.37	2.08%	2.01%	-4.38%	37.02%
Wheat	225.45	1.05%	3.82%	9.10%	13.58%
Sugar	512.60	-0.77%	-2.21%	2.40%	21.79%
Pulp	4,906	0.00%	0.20%	-5.18%	-17.18%
Rubber	179.30	1.99%	2.63%	1.93%	19.29%
Corn	576.60	0.98%	0.02%	7.17%	19.13%
Palm Oil	4,959	-0.68%	0.11%	4.01%	38.68%
Oil (Brent)	79.56	0.05%	-3.03%	-6.98%	53.59%
Oil (WTI)	76.47	0.70%	-5.45%	-8.70%	57.61%

Source : investing.com, Barchart



## FOKUS HARI INI

\*Rekomendasi kami pada halaman ini menggunakan proyeksi 1 tahun buku, kecuali ada update perkembangan selanjutnya.

### ▶ Bank Raya (AGRO – Not Rated) Disclosure on Right Issue Plan

AGRO telah mendapatkan pernyataan efektif dari OJK terkait rencana *right issue* dengan rasio saham lama dibandingkan saham baru ditetapkan pada 620,000 : 30,141. Adapun harga pelaksanaan ditetapkan *right* ditetapkan pada Rp1,100. Sementara itu, jadwal *cum date* jatuh pada Jumat 26 November 2021. Berdasarkan rasio diatas, dampak dilusi hanya akan minimal (sekitar 4.6%) mengingat BBRI sebagai *controlling shareholders* (dengan kepemilikan sekitar 85.7%) masih akan menggunakan hak nya. (Source : BRI Danareksa Sekuritas, Company)

### ▶ Waskita Karya (WSKT) :

#### 9M21 Bottomline Supported by Non Operating Income

Pada 9M21, WSKT membukukan laba bersih sebesar IDR253bn (vs 9M20 : rugi bersih sebanyak -IDR2.6tn). Kinerja yang kuat ini didukung oleh keuntungan lain-lain yang dicatatkan senilai IDR3.7tn. Sementara itu, rugi operasional masih dibukukan sebesar -IDR1.1tn. (Source : BRI Danareksa Sekuritas, Company)

### ▶ Property (Maintain - Overweight) : Good To Be Back On A Solid Ground

Kami mempertahankan rekomendasi *overweight* terhadap sektor properti dengan estimasi pertumbuhan pada kinerja *marketing sales* sebesar +13% untuk FY22F berkat penguatan volume dan harga penjualan. *Thesis* kami adalah berdasarkan dari rendahnya suku bunga acuan, tingginya LTV, dan peningkatan *demand* akan *residential property*. *Top pick* kami adalah BSDE, dengan resiko kenaikan suku bunga, bahan baku dan pengetatan kembali kebijakan Pemerintah.

Full Report : [Klik disini](#)

### ▶ Integra Indocabinet (WOOD) : Solid Growth Momentum

WOOD akan kembali mencetak pertumbuhan yang *solid* kedepannya dengan kenaikan *market share* pada pasar *furniture* dan *building components* di US berkat mulai pulihnya perekonomian disana. Untuk FY22, WOOD berencana untuk menysasar pangsa pasar baru di US sehingga akan men-stimulasi pertumbuhan *double digit*. Selain itu, kepemilikan konsesi hutan oleh WOOD berpotensi menimbulkan pendapatan dari aktivitas perdagangan emisi karbon

Full Report : [Klik disini](#)

### ▶ Indosat (ISAT) : Terminates Fixed Broadband Services, Awaiting for A New Solution

ISAT resmi menghentikan bisnis anak perusahaannya, IM2 yang menjalankan bisnis *fixed broadband* seiring dengan putusan MA yang menjatuhkan denda pidana pengganti sebesar IDR1.3tn. Hal ini akan dilakukan paling lambat tanggal 25 November 2021. Dengan sekitar 30,000 *subscribers*, kami berasumsi ARPU berada di kisaran IDR260k, sehingga estimasi dampak terhadap pendapatan tidaklah material atau hanya sekitar 0.03%-0.08% dari total pendapatan ISAT. (Source : BRI Danareksa Sekuritas, Company)



## Trading Ideas

oleh Hadyatma Dahna Marta – Technical Analyst BRIDS

### Composite Daily



S2	S1	R1	R2
6,687	6,694	6,799	6,876

**Last Price: 6,723**

- IHSG diprediksi bergerak mixed cenderung melemah terbatas
- Indikator MACD negatif melemah golden cross
- Indikator Stochastic netral konsolidasi
- Indikator RSI netral konsolidasi

### TOWR - Buy On Breakout



TP1	TP2	SL1	SL2
1220	1235	1185	1165

**Last Price: 1205**

**Trading Range : 1165 - 1235**

- Volume transaksi meningkat diatas rata-rata
- Indikator MACD positif menguat
- Indikator Stochastic netral menguat menuju area oversold
- Indikator RSI netral menguat menuju area oversold

### EMTK – Trading Buy



TP1	TP2	SL1	SL2
2040	2060	1990	1960

**Last Price : 2020**

**Trading Range : 1960 - 2060**

- Volume transaksi stabil di bawah rata-rata
- Indikator MACD positif melemah
- Indikator Stochastic netral konsolidasi
- Indikator RSI netral konsolidasi

### PTPP – Buy On Reversal



TP1	TP2	SL1	SL2
1320	1350	1255	1220

**Last Price : 1290**

**Trading Range : 1220 - 1350**

- Indikator volume transaksi meningkat diatas rata-rata
- Indikator MACD negatif golden cross
- Indikator Stochastic netral menguat menuju area overbought
- Indikator RSI netral menguat menuju area overbought

### LSIP – Sell



TP1	TP2	SL1	SL2
1345	1335	1375	1395

**Last Price: 1355**

**Trading Range : 1335 - 1395**

- Volume transaksi stabil di bawah rata-rata
- Indikator MACD negatif melemah
- Indikator Stochastic netral melemah
- Indikator RSI netral melemah

### IRRA - Sell



TP1	TP2	SL1	SL2
1655	1640	1700	1735

**Last Price : 1675**

**Trading Range : 1640 - 1735**

- Volume transaksi stabil di bawah rata-rata
- Indikator MACD negatif menguat
- Indikator Stochastic melemah dalam area overbought
- Indikator RSI melemah dalam area overbought

## STOCK PICK

TREND TRADE						
Code	Action	Call Price	Last Price	Target Price	Stop Loss	Remarks
INKP	BUY	8.650	8.600	10.000	7.775	<i>Uptrend Channel Day 10</i>
ICBP	BUY	8.950	9.075	9.800	8.700	<i>Rebound From Lower Day 7</i>
BRMS	BUY	105	124	150	85	<i>Rebound From Lower Day 7</i>
HMSP	BUY	1.045	1.040	1.150	1.000	<i>Rebound From Lower Day 2</i>

**Catatan:**

Trend Trade/Minor Trend memiliki rentang waktu hold position dalam 30 hari.\*rekomendasi baru  
Call Price adalah harga pada saat rekomendasi dikeluarkan

SWING TRADE						
Code	Action	Call Price	Last Price	Target Price	Stop Loss	Remarks
ERAA	BUY	640	660	710	600	<i>Potentially Rounding Bottom Day 7</i>
ANTM	BUY	2.400	2.370	2.550	2.300	<i>Rebound From Demand Area Day 7</i>
FREN	BUY	114	95	130	94	<i>Breakout Downtrend Line Day 7</i>
TINS	BUY	1.585	1.620	1.770	1.515	<i>Potentially Break Midchannel Day 4</i>

**Catatan:**

Swing Trade memiliki rentang waktu hold position dalam 3-10 hari.\*rekomendasi baru  
Call Price adalah harga pada saat rekomendasi dikeluarkan

DAY TRADE										
NO	CODE	LAST PRICE	PREV DAY	Δ	% CHG	ACTION	TP1	TP2	SL1	SL2
1	TOWR	1205	1180	25	2,12%	BUY	1.220	1.235	1.185	1.165
2	EMTK	2020	2020	0	0,00%	BUY	2.040	2.060	1.990	1.960
3	PTPP	1290	1250	40	3,20%	BUY	1.320	1.350	1.255	1.220
4	BBTN	1860	1795	65	3,62%	BUY	1.895	1.930	1.810	1.765
5	IPCC	595	560	35	6,25%	BUY	620	640	565	535
6	PTBA	2600	2620	-20	-0,76%	BUY	2.640	2.670	2.560	2.520
7	ITMG	20000	20175	-175	-0,87%	BUY	20.250	20.500	19.725	19.475
8	WIKA	1325	1295	30	2,32%	BUY	1.350	1.375	1.300	1.275
9	LSIP	1355	1375	-20	-1,45%	SELL	1.345	1.335	1.375	1.395
10	AALI	10325	10425	-100	-0,96%	SELL	10.400	10.475	10.275	10.225
11	IRRA	1675	1700	-25	-1,47%	SELL	1.655	1.640	1.705	1.735
12	ABBA	410	422	-12	-2,84%	SELL	404	398	422	432
13	MPMX	825	840	-15	-1,79%	SELL	815	805	840	855
14	PNLF	182	184	-2	-1,09%	SELL	181	180	184	186
15	ISSP	448	454	-6	-1,32%	SELL	440	434	460	472

**Keterangan Day Trade Stock Pick :**

1. Data kumpulan saham diambil dari BRIDS Technical Universe
2. Data diurutkan berdasarkan value transaksi terbesar selama 20 hari bursa terakhir
3. SL1 (Stop Loss 1) = Batas bawah pertama yang direkomendasikan untuk melakukan CUT LOSS
4. SL2 (Stop Loss 2) = Batas bawah kedua yang direkomendasikan untuk melakukan CUT LOSS
5. TP1 (Target Price 1) = Batas atas pertama yang direkomendasikan untuk melakukan TAKE PROFIT
6. TP2 (Target Price 2) = Batas atas kedua yang direkomendasikan untuk melakukan TAKE PROFIT




## Sales Team

### Deni Herdiana


Head - Retail Customer Distribution

 [deni.herdiana@bridanareksasekuritas.co.id](mailto:deni.herdiana@bridanareksasekuritas.co.id)


 (021) 50914100

### I Wayan Satia Jaya

Branch Manager - Coordinator


 Palembang, Depok

 [satia@bridanareksasekuritas.co.id](mailto:satia@bridanareksasekuritas.co.id)


 (021) 78849149

### Rudy Ruslim

Branch Manager


 Mangga Dua


 [rudyr@bridanareksasekuritas.co.id](mailto:rudy@bridanareksasekuritas.co.id)


 (021) 62301988

### Upik Yuzarni

Branch Manager


 Pondok Indah

 [upik\\_y@bridanareksasekuritas.co.id](mailto:upik_y@bridanareksasekuritas.co.id)


 (021) 29555777

### Maryadi Suwondo

Branch Manager


 Bandung

 [maryadi@bridanareksasekuritas.co.id](mailto:maryadi@bridanareksasekuritas.co.id)


 (022) 860 210 30

### Yahuda Nawa Yanukrisna

Branch Manager


 Yogyakarta, Solo, Semarang


 [yahuda@danareksa.com](mailto:yahuda@danareksa.com)


 (0274) 551181

### Rachma Yudyawati

Branch Manager


 Surabaya, Malang


 [rachma@bridanareksasekuritas.co.id](mailto:rachma@bridanareksasekuritas.co.id)


 (031) 5345888

### Martha Hidayat

Branch Manager


 Medan


 [marthah@bridanareksasekuritas.co.id](mailto:marthah@bridanareksasekuritas.co.id)


 (061) 4528100

### Umar Bin Aziz

Branch Manager

 Makassar

 [umarba@bridanareksasekuritas.co.id](mailto:umarba@bridanareksasekuritas.co.id)

 (0411) 8114011